

UPS Connectivity Cards

# Network Connectivity Cards

Ensure business continuity & network availability through monitoring

Eaton's full range of network connectivity devices enables you to remotely monitor and manage your power quality equipment.

From outlet by outlet energy consumption reports to temperature and humidity readings, connectivity devices give you full control of your IT environment from offsite. This high level of awareness and control allows you to take full advantage of helping ensure business continuity.



*Powering Business Worldwide*

# Why a Network card?

Network cards allow for secure monitoring and control of an individual UPS by connecting it directly to the network.

This connectivity is the conduit for your device's data and information, providing status, alerts and remote capabilities. The notification features keep you informed of problems as they occur, avoiding shutdown in the event of an extended power outage, always keeping your business information safe.

## Network card types:

### IT-based

SNMP Cards connect UPSs to the network via Ethernet, provide you with a complete UPS monitoring, control and shutdown solutions in a networked IT environment. You can control it using your standard web browser.

### Industrial protocols

provide real-time management of UPSs by connecting to any Building Management System Using Modbus TCP, RTU, and BACNet.

### Relay

provides the signal to your device through open or closed contacts.

### Environmental monitoring probe

enables you to collect temperature and humidity readings in rack enclosures and monitor environmental data remotely using Eaton's power monitoring solutions or a standard web browser.

# Eaton Gigabit Network Card for IT

The Eaton Gigabit Network Card (Network-M2) is Eaton's latest UPS connectivity device that delivers IT professionals with new and exciting capabilities and features.



With faster speed and enhanced cybersecurity, the Gigabit Network Card improves power system reliability by providing warnings of pending issues to administrators and helping to perform orderly graceful shutdown of servers and storage.

The new network card works with Intelligent Power Manager (IPM) v 1.61 or higher to improve business continuity by triggering policies configured to keep mission critical applications running in the event of power or environmental anomalies, including virtual machine relocation or automated disaster recovery action.

## Details

- **Gigabit speed:** compatible with better performing, cost effective and widely deployed gigabit network switches
- **Compliance** with Gigabit only data center networks
- **Cybersecurity** enhancements, including stronger encryption, configurable password policy and usage of CA and PKI signed certificates
- **Real-time clock** with battery backup and NTP
- **Increased memory** for improved operation and larger data storage
- **Modern user experience** with latest web technology
- **Secure SMTP** for email alerts
- **LDAP/ActiveDirectory and Radius** for centralised user authentication
- **Syslog integration**

## Eaton Gigabit Network Card

Function	Web/SNMP communications
Network	Fast Gigabit ETHERNET, 10/100/1000 Mbits, autonegotiation, Protocol Support HTTP, HTTPS 1.1, TLS 1.2, SNMP V1, SNMP V3, NTP, SMTP, SMTPS BOOTP/DHCP, CLI, SSH, ARP, Syslog, Radius, LDAP, ActiveDirectory
UPS supported	5SC rack or RT, 5P, 5PX, 9SX, 9PX, 9E, 93PM, 9PHD, 93PS, 91PS, 93PS Marine
Compatible with	SNMP v1/v3 and IP v4/v6
Catalog number	Network-M2
UPS slot type	Mini-Slot
Network support	Ethernet 10/100/1000BaseT
Temperature and humidity monitoring	Yes, only with the Eaton Environmental Monitoring Probe Gen 2 (up to 3 sensors daisy-chained)
Software Support Network Management System (NMS)	Intelligent Power Manager 1.61 and higher, Intelligent Power Protector 1.61 and higher, any SNMP compliant
Supported MIB	MIB II – Standard IETF UPS MID (RFC 1628) – Eaton PowerMib (XUPS.MIB) O/S supported for shutdown Microsoft Windows, UNIX, and Linux (check <a href="http://powerquality.eaton.com">powerquality.eaton.com</a> for a detailed list of systems supported)
Local language support	English, French, German, Italian, Spanish, Chinese Simplified, Chinese Traditional, Japanese
Operating temperature	0 to 40° C
Operating humidity	90 % TH max, without condensation
Power input	5 V – 12 V
Current consumption	500/1000mA max. depending on UPS
Dimensions (H x W x D)	132 x 66 x 42 mm
Weight	70 g
Regulatory	Same as UPS

# Eaton Industrial Gateway Cards

The New Industrial Gateway Cards feature the same cybersecurity protection as the Network Card and are designed for building management, industrial facilities and large data centers.



Industrial Gateway Cards are compatible with the MODBUS communications protocol.

The cards enhance the protection given by the UPS by providing real-time monitoring of the UPS system and environment through a Building Management System (BMS) or Industrial Automation System (IAS). The cards allow facility managers to monitor the state of the UPS, power conditions, temperature and humidity within the UPS network, enabling early warning of any threats to the system.

## Details

- **Gigabit speed:** compatible with better performing, cost effective and widely deployed gigabit network switches
- **Compliance** with Gigabit only data center networks
- **Cybersecurity** enhancements, including stronger encryption, configurable password policy and usage of CA and PKI signed certificates
- **Real-time clock** with battery backup and NTP
- **Increased memory** for improved operation and larger data storage
- **Modern user experience** with latest web technology
- **Secure SMTP** for email alerts
- **LDAP/ActiveDirectory and Radius** for centralised user authentication
- **Syslog integration**

## Eaton Industrial Gateway Cards (Mini-Slot and X-Slot)

Function	Web/SNMP/Modbus communications
Network	Fast Gigabit ETHERNET, 10/100/1000 Mbps, autonegotiation, Protocol Support HTTP, HTTPS 1.1, TLS 1.2, SNMP V1, SNMP V3, NTP, SMTP, SMTPS BOOTP/DHCP, CLI, SSH, ARP, Syslog, Radius, LDAP, ActiveDirectory
UPS supported	INDGW-M2: 5SC rack or RT, 5P, 5PX, 9SX, 9PX,9E, 93PM, 9PHD, 93PS, 91PS, 93PS Marine INDGW-X2: BladeUPS, 9155, 9355, 9395
Compatible with	SNMP v1/v3 and IP v4/v6
Catalog number	INDGW-M2: Mini-Slot INDGW-X2: X-Slot
Network support	Ethernet 10/100/1000BaseT
Field buses	Modbus 2/4 wire RTU and TCP, BACnet IP, BACnet BBMD.
Temperature and humidity monitoring	Yes, only with the Eaton Environmental Monitoring Probe Gen 2 (up to 3 sensors daisy-chained)
Software Support Network Management System (NMS)	Intelligent Power Manager 1.61 and higher, Intelligent Power Protector 1.61 and higher, any SNMP compliant
Supported MIB	MIB II – Standard IETF UPS MID (RFC 1628) – Eaton PowerMib (XUPS.MIB) O/S supported for shutdown Microsoft Windows, UNIX, and Linux (check <a href="http://powerquality.eaton.com">powerquality.eaton.com</a> for a detailed list of systems supported)
Local language support	English, French, German, Italian, Spanish, Chinese Simplified, Chinese Traditional, Japanese
Operating temperature	0°C to 40°C
Operating humidity	90 % TH max, without condensation
Power input	5 V – 12 V
Current consumption	500/1000mA max. depending on UPS
Dimensions (H x W x D)	INDGW-M2: 132 x 66 x 42 mm INDGW-X2: 112 x 38 x 115 mm
Weight	INDGW-M2: 70 g INDGW-X2: 131 g
Regulatory	Same as UPS

# Environmental Monitoring Probe Gen2

The New Environmental Monitoring Probe (EMP) Gen 2 (EMPDT1H1C2), is a second-generation environmental monitoring probe.



The new EMP maintains all the functionality of the previous generation of sensors (temperature, humidity and dry-contact monitoring) while adding the ability to be daisy-chained (up to 3 per host), allowing multiple sensor connection to a single host.

This enhances the richness of rack level environmental data for the top, middle and bottom of the rack. Temperature, humidity, and contact status can be viewed with a Web browser through the Network user interface. Hot-swap feature simplifies installation to enable you to install the probe without turning off the power to the device or to the loads that are connected to it. The EMP monitors the status of the two user-provided contact devices and can be located 50m from the network card using standard CAT5 network cable. The probe is delivered with a screw and screw anchor, nylon fasteners, tie wraps, and magnets.

## Eaton Environmental Monitoring Probe Gen 2 Product snapshot

Catalog number	EMPDT1H1C2
Type	Environmental monitoring device
Compatibility	Gigabit Network Card (Network-M2) / Industrial Gateway Card (INDGW-M2) / Eaton G3/G3+ ePDU
Operating Temperature	0 ° C to 70 ° C with an accuracy of $\pm 2$ ° C
Operating humidity	10 % to 90 % with an accuracy of $\pm 5$ %
Dimensions (L x W x H)	57 x 37 x 29 mm
Weight	34 g

## Relay

### Relay card MS (Relay-MS)



Provides communication through voltage free relays or RS-232.

- Installation in Eaton Mini-Slot Enhancement Bay
- 1 x 9-pin Dsub connector
- 1 x RS232 or 5 x Relay output / 1 x Input

### Industrial relay card MS (INDRELAY-MS)



Provides communication through voltage free relays.

- Installation in Mini-Slot Enhancement Bay
- Terminal connectors, 250 VAC/5A rating
- 5 x Relay output / 1 x Input

### X-Slot Relay Card (1018460)



Provides communication through voltage free contacts.

- Installation in Eaton X-Slot Enhancement Bay
- 1 x 15-pin Dsub Connector/ Terminal blocks
- 4 Switching Relays (both NO and NC) / 1 x Digital Input
- 12VDC unregulated voltage supply

# Reduce your cybersecurity risk

Eaton's Gigabit Network Card and Industrial Gateway Card are the first in the industry to receive UL 2900-1 and IEC 62443-4-2 certifications, ensuring it has been reviewed and tested, and meets the benchmark of this trusted brand.



## Encryption

- Only secure protocols enabled by default
- Firmware is signed and encrypted, and will not boot if tampered with
- Secure SMTP for email alerts

## Password management

- Requires change of password on setup
- Configurable requirements for password complexity
- Certificate based authentication in machine to machine connections— no username/password information saved on the client machine, separate certificates for each protocol









## What are UL 2900-1 and IEC 62443-4-2 ?

With more connected devices than ever, Underwriters Laboratories (UL) understands that there is increasing risk of cybercrime occurring through network connected devices. UL has developed a standardized process to assess the vulnerability of connected devices to known malware and protect business from these risks. The 2900-1 certification is UL's global standard for connected device cybersecurity.

IEC 62443 is an international series of standards on Industrial communication networks - IT security for networks and systems. IEC 62443-4-2 defines the technical security requirements for Industrial Automation and Control System components.

Products undergo extensive testing, including vulnerability assessments on network protocol. The Eaton Gigabit Network Card was assessed for SSH, SNMPv3, NTP, SMTPS, DHCP and MQTT via TLS 1.2.

# UPS/network connectivity compatibility

		Eaton UPS models													
Connectivity device	Reference	5P	5PX	5SC Rack			9E	Blade UPS	Power Xpert		91PS	93PS	93PM		93E
				9PX	9SX	9355			9395P	93PM G2			9PHD		
 Gigabit Network Card NETWORK-M2	Network-M2	✓	✓	✓	✓	✓	✓				✓	✓	✓	✓	✓
 Industrial Gateway Card Mini-Slot	INDGW-M2	✓	✓	✓	✓	✓	✓				✓	✓	✓	✓	✓
 Industrial Gateway Card X-Slot	INDGW-X2							✓	✓	✓					
 Environmental Monitoring Probe (EMP) Gen 2	EMPDT1H1C2	✓ <sup>1</sup>	✓ <sup>1</sup>	✓ <sup>1</sup>	✓ <sup>1</sup>	✓ <sup>1</sup>	✓ <sup>1</sup>	✓ <sup>1</sup>	✓ <sup>1</sup>	✓ <sup>1</sup>	✓ <sup>1</sup>	✓ <sup>1</sup>	✓ <sup>1</sup>	✓ <sup>1</sup>	✓ <sup>1</sup>
 Relay Card - MS	RELAY-MS	✓	✓	✓	✓	✓	✓				✓	✓	✓		✓
 Industrial Relay Card - MS	INDRELAY-MS	✓	✓	✓	✓	✓	✓				✓	✓	✓	✓	✓
 X-Slot Relay Card	1018460							✓	✓	✓					
 X-Slot Modbus RTU Card	103005425-5591							✓	✓	✓					

1. Only in combination with Gigabit Network Card - Network-M2 or Industrial Gateway Card Mini-Slot INDGW-M2 or Industrial Gateway Card X-Slot INDGW-X2

